



Tracts and more

"Freely you have received, freely give" (Matthew 10:8b).

PURPOSE

The primary purpose of J 3:16 is evangelistic: to reach the unsaved with the simple truth of the Gospel of Jesus Christ through a presentation which is attractive, a message that is easily understood and a medium that can be duplicated inexpensively.

FREE OFFER

J 3:16 Gospel Tracts are offered free of charge as PDF files. **J 3:16** tracts are currently available in English, Portuguese, Spanish and French.

AUTHORIZATION: Non-profit agreement

Under this understanding and agreement you may duplicate the "original" PDFs and distribute the copies as much as you want, wherever you desire and by whatever means you wish as long as copies or originals are never sold and no financial profit is obtained.

There are no fees or royalty charges involved but please realize that:

- 1) Exclusive rights cannot be given on these tracts. Others also have the right to use and duplicate the tracts and some have been published*.
- 2) **J 3:16** would greatly appreciate receiving information on approximate number of copies distributed, how receptors reacted (including decisions made for receiving Christ) and input as to how the tracts can be improved to better serve your needs. Please send e-mails to j3-16@pobox.com.

Method of distribution:

J 3:16 is a voluntary effort on the part of those who are interested in receiving free original laser print-outs of illustrated Gospel tracts and then making copies of them in quantity and distributing them at no charge: a) among the unsaved; and/or b) to others who can then make their own copies for evangelism.



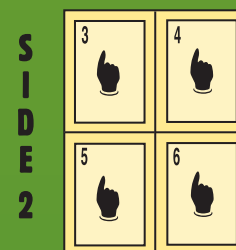

Why J 3:16 Gospel Tracts in other languages?

Say you're going to travel to a Spanish-speaking country and you would like to take some Gospel tracts with you. Now you can! Just access the Spanish page and print out the same tracts you see here – but in Spanish (or Portuguese). Download the tracts you wish to print out and make all the copies you want on your laser printer (or make photostatic copies from your original laser print out). Use color paper on the copies if you wish, to make tracts more attractive. Copy on each side, fold and... you're set! No staples to worry about. And they are totally free!


These tracts have been used by career missionaries in several Latin American countries and are great for individuals who go on business trips, for volunteer mission groups who go abroad on temporary missionary assignments and for anyone who has an interest in sharing the Gospel of Jesus Christ.

(*) Under certain circumstances permission may be granted for one or more J 3:16 tracts to be printed (off-set) and commercialized. Please contact us about getting the needed authorization and originals (or negatives) for printing tracts in one, two or four colors.

MAKING COPIES



FOLDS



Step 2



Step 3



Important Technical Information:

Printing out Tract PDFs

- All tracts are fully illustrated and in one color line art (scanned or computer generated). Screens and gray scales have been kept to a minimum to ensure quality copying.
- Tracts will do a little better if printed out on a laser printer.
- Tracts in Portuguese and French include the A4 format. All others are in the US Letter Format (8.5 X 11").
- All tracts are presented as PDF files and must be read by Adobe [Acrobat] Reader after being downloaded (if your browser opens the files before you get a chance to download the file, click on the "Save a Copy" disk icon on the top left corner of the top menu bar). If you do not have Adobe Reader software you may download it for free from <http://www.adobe.com>.

When printing, "Page Scaling" ("Fit to Page") should be set to "NONE" or the tract will not print in the correct position.

- These PDF tracts mostly use *Times* as their typeface because this font is most widely used. However, since PDFs embed fonts, the use of other fonts in the **J 3:16** tracts should not be a problem.
- With the new programs used to create the tracts the PDF file sizes have increased. Most are a little over 1 MB.
- After being printed out, copy both sides onto the front and back of the same paper using a [photostatic] copier and fold as illustrated on page one. No staples are needed.
- Suggestions: copy to pastel-colored paper (avoid bright, fluorescent colors, as these hurt the eyes and hinder reading). Note: the cover images of each tract which appear on this site show colorful backgrounds only to suggest what tracts might look like in different paper colors.

Printing out Graphics PDFs

- Graphics are in color and must be printed out using an ink jet printer (unless you have access to a color laser printer).
- Graphics for use in Brazil and France include the A4 format. All others are in the US Letter Format (8.5 X 11").
- All tracts are presented as PDF files and must be read by Adobe [Acrobat] Reader after being downloaded (if your browser opens the files before you get a chance to download the file, click on the "Save a Copy" disk icon on the top left corner of the top menu bar). If you do not have Adobe Reader software you may download it for free from <http://www.adobe.com>.

When printing, "Page Scaling" ("Fit to Page") should be set to "NONE" or the tract will not print in the correct position.

- If you have access to a printer that prints up to 11 X 17" (tabloid), you can print graphics pages out at 133%. Although not proportional to the whole page, this will allow for larger images.

Graphic Illustrations and Power-Point Presentations

J 3:16 Graphics are colorful and are in PDF format. Unlike the tracts, which you will want to make several copies of, you will only need a single copy of each one of the teaching graphics.

Most of the **J 3:16 Graphics** and the **J 3:16 Power-Point Presentation** files are based on **J 3:16 Gospel Tracts**, also available on the <http://www.impacto.org/j3-16> site. Over time, we will hopefully be able to offer a set of color illustrations ("Graphics") and a power-point presentation for every tract we make available.

So, how do you use these resources? The idea goes something like this:

- a) You read the tracts which you feel will best impact the people you are trying to reach for Christ.
- b) If these people are willing to come to church or to your home, you can present the message, adding your personal experience and knowledge to the message in the tract, as you present the color graphics.
- c) At the end of the session, you hand each person a copy of the tract so they can refer back to it and even share it with someone else.
- d) If you have the equipment and opportunity, you can show the power-point much as you did the graphics, but to an even larger group. Or, you can share the power-point as an e-mail attachment (if the file isn't too big or your friend has broadband).

Over time, we also hope to make Bible Studies available in PDF and power-point formats. There are no restrictions on their use as long as they are used for teaching or evangelizing purposes. Like the tracts, they may not be sold or commercialized for profit and all rights are retained by **J 3:16** (that is, by John Hatton).

